

Checklist Mounting System

Tiled roofs

Standing seem metal roofs

Please complete this form and send it to info@solarity.cz

Mounting system Roof Hooks

Mounting system Seam metal clamps

Project details

Name of customer _____

Name of project _____

Location: _____

Street / No. _____

Postcode / City _____

Country _____

Tel. No. _____

For shipping notification (notification of delivery)

Location/Site details

Altitude _____ m

Wind load _____ m/s _____ kN/m²

Snow load (S_k) _____ kN/m²

Topographic situation

Category 0
Lakeside or coastal area



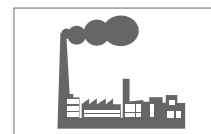
Category 1
Flat field with and without
few obstacles



Category 2
Field with hedges



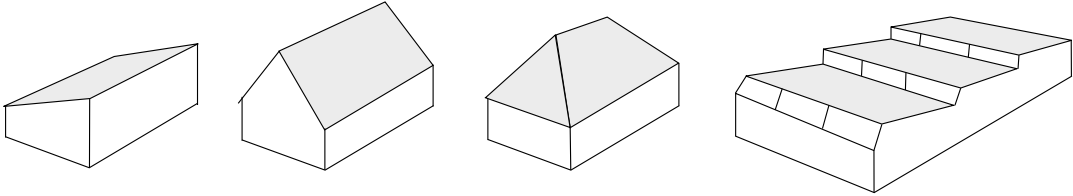
Category 3
Urban zone industrial area



Category 4
Urban area



Roof type



Single Pitched Double Pitched Hipped roof Shed roof Other _____

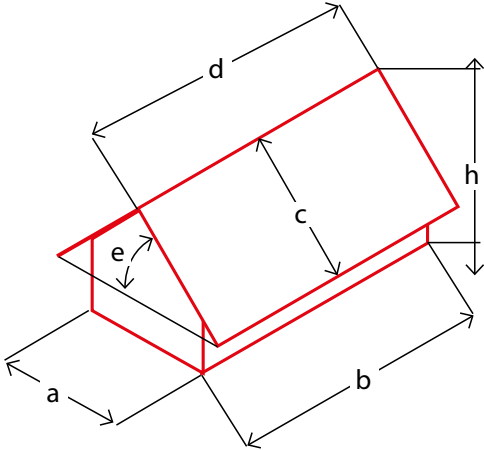
Obstacles

Skylights Vent/Chimney Aerial Voids Other _____

length _____ m width _____ m height _____ m

Building data

a Building width _____ m
b Building length _____ m
c Roof width _____ m
d Roof length _____ m
e Roof pitch _____ °
h Building height _____ m



Tiled Roof

(supporting structure)

Rafter

_____ mm _____ mm _____ mm
 Distance between Width Height Number of rafters

Concrete
 Timber
 Steel

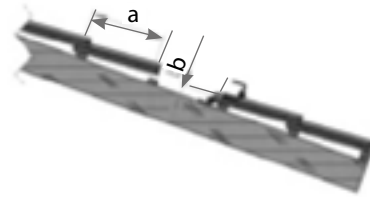
Roof system above substructure

Timber boarding

_____ mm
 Height

Above-rafter insulation

_____ mm
 Height



Determination height under bracket

Roof tile

_____ mm _____
 Batten distance a Dimension b

Standing Seam Metal roofs

Standing Seam metal

_____ mm _____ mm _____ mm
 Seam Height Seam distance Height

Round Seam metal

_____ mm _____ mm _____ mm
 Seam Height Seam distance Height

Kalzip Seam metal

_____ mm _____ mm _____ mm
 Height Seam distance Height

Zambelli

_____ mm _____ mm _____ mm
 Height Seam distance Height

Other

Module types / data

Module type

_____ Module dimensions _____ | _____ mm

Module output

_____ Wp No's of modules project-based _____ pcs.

Module weight

_____ Kg

Module clamping

long side short side

Module orientation

landscape portrait

Required documents

Please add the following documents to the checklist:

- T Module layout plan
- T Orientation (south, north)
- T Pictures of roof (important)

Sketch | characteristics | explanatory notes

Grid of 20 columns and 20 rows of '+' symbols for sketching or notes.

Please be aware that the manufacturer's General Assembly Regulations must be adhered to.

Solarity s.r.o.
Purkynova 74/2
110 00 Prague
Czech Republic
Tel. +420 222 362 422

info@solarity.cz
www.solarity.cz